





























Monitoring your child's progress is easy. Every morning when your child wakes up, let them color a box whether they woke up wet or dry. Each day has a small check box; check the box only if your child slept dry through out the night. Do not check the box if the Bloom alarm beeped at night. When your child records 14 consecutive dry nights (14 consecutive checks), you may discontinue the treatment.

| Sunday | Monday | Tuesday | Wednesday | Thursday | Friday | Saturday |
|--|--|--|---|--|--|--|
|  <input type="checkbox"/> |  <input type="checkbox"/> |  <input type="checkbox"/> |  <input type="checkbox"/> |  <input type="checkbox"/> |  <input type="checkbox"/> |  <input type="checkbox"/> |
|  <input type="checkbox"/> |  <input type="checkbox"/> |  <input type="checkbox"/> |  <input type="checkbox"/> |  <input type="checkbox"/> |  <input type="checkbox"/> |  <input type="checkbox"/> |
|  <input type="checkbox"/> |  <input type="checkbox"/> |  <input type="checkbox"/> |  <input type="checkbox"/> |  <input type="checkbox"/> |  <input type="checkbox"/> |  <input type="checkbox"/> |
|  <input type="checkbox"/> |  <input type="checkbox"/> |  <input type="checkbox"/> |  <input type="checkbox"/> |  <input type="checkbox"/> |  <input type="checkbox"/> |  <input type="checkbox"/> |